

PRODUCT

CATALOG

# NEW ENGLAND VINYL FENCE & DECK, INC.



**TOP QUALITY MATERIALS & CRAFTSMANSHIP • MADE IN THE USA**

FENCES SEPARATE, PROTECT, & BEAUTIFY YOUR LARGEST LIVING SPACE; YOUR YARD. NEW ENGLAND VINYL FENCES PRESENT YOU WITH THE OPPORTUNITY TO CREATE YOUR OWN PARTICULAR SPACE WITH OUR VARIETY OF STYLES ALONG WITH CUSTOM FABRICATION TO MAKE YOUR IDEAS COME TO LIFE. WE ONLY USE THE BEST MATERIALS MADE IN THE USA, AND FABRICATE THAT MATERIAL RIGHT HERE IN NEW ENGLAND. YOU CAN TRUST THE FENCE PROFESSIONALS THAT SELL NEW ENGLAND VINYL FENCES, BECAUSE THEY CARE ABOUT WHAT THEY INSTALL!



## NASHUA 7

- ◆ 2" x 7" Decorative Top & Bottom Rail
- ◆ 7/8" x 7" Tongue & Groove Boards
- ◆ 1" x 1 1/2" Side Channels
- ◆ Also available with horizontal boards



NASHUA 7 C-CURVE



NASHUA 7 HZ

## NASHUA MAX

- ◆ 4" x 6" Decorative Maxwell Top Rail
- ◆ 2" x 7" Decorative Bottom Rail
- ◆ 1" x 1 1/2" side channels
- ◆ Also available with horizontal boards



## NASHUA 5

- ◆ 1 3/4" x 5 1/2" Decorative Top Rail
- ◆ 2" x 7" Decorative Bottom Rail
- ◆ 7/8" x 7" Tongue & Groove Boards
- ◆ 1" x 1 1/2" side channels



NASHUA 5 C-CURVE

## NASHUA 55

- ◆ 1 3/4" x 5 1/2" Decorative Top Rail
- ◆ 1 3/4" x 5 1/2" Decorative Bottom Rail w/ Aluminum
- ◆ 7/8" x 7" Tongue & Groove Boards
- ◆ 1" x 1 1/2" Side Channels



## LAKELAND (CONCAVE OR CONVEX)

- ◆ 1" x 2" Cap Strip
- ◆ Two 7/8" x 6" Boards
- ◆ 2" x 7" Decorative Bottom Rail
- ◆ 7/8" x 7" Tongue & Groove Boards
- ◆ 1" x 1 1/2" Side Channels



## MIRAGE (SHADOWBOX)

- ◆ 3 1/2" x 3 1/2" Top Rail
- ◆ 3 1/2" x 3 1/2" Bottom Rail with Aluminum
- ◆ 7/8" x 6" Boards



## KINGSTON (BOARD & BATTON)

- ◆ 3 1/2" x 3 1/2" Top Rail
- ◆ 3 1/2" x 3 1/2" Bottom Rail with Aluminum
- ◆ 7/8" x 6" Boards That Are Overlapped by 7/8" x 3" pickets

## YARMOUTH

- ◆ 7/8" x 6" Basket Weave



## LOUVER

- ◆ 7/8" x 6" Angled Boards





# BALUSTER TOPPED

## HOLLISTON

- ◆ 2" x 3 1/2" or T-Rail Top Rail
- ◆ 2"x 7" Decorative Mid Rail
- ◆ 2"x 7" Decorative Bottom Rail
- ◆ 1 1/2" x 1 1/2" Balusters Spaced 2" Apart or 3/4" Round Black Balusters Spaced 4" Apart
- ◆ 7/8" x 7" Tongue and Groove Boards
- ◆ 1" x 1 1/2" Side Channels



HOLLISTON T-TOP



HOLLISTON WITH BLACK BALUSTERS

## HANOVER

- ◆ 2" x 3 1/2" Top Rail
- ◆ 2"x 7" Decorative Mid Rail
- ◆ 2"x 7" Decorative Bottom Rail
- ◆ 1 1/2" x 1 1/2" Balusters Spaced 2" Apart
- ◆ 7/8" x 7" Tongue and Groove Boards
- ◆ 1" x 1 1/2" Side Channels
- ◆ Available Straight, Scalloped, or Arched



HANOVER SCALLOPED



HANOVER ARCHED



## MARLBOROUGH

- ◆ 2" x 3 1/2" Top Rail
- ◆ 1 3/4" x 5 1/2" Mid Rail
- ◆ 2" x 7" Bottom Rail
- ◆ Available with 2" or 3" Diagonal or 2" Square Lattice
- ◆ 7/8" x 7" Tongue & Groove Boards
- ◆ 1" x 1 1/2" Side Channels



MARLBOROUGH SLOPE OPTION 1



MARLBOROUGH SLOPE OPTION 2

## LONDONDERRY

- 2" x 3 1/2" Top Rail
- 2" x 7" Mid Rail
- 2" x 7" Bottom Rail
- An English Lattice Topper
- 7/8" x 7" Tongue & Groove Boards
- 1" x 1 1/2" Side Channels





# SEMI PRIVACY



## HARTFORD

- ◆ 2" x 3 1/2" Top Rail
- ◆ 2" x 3 1/2" Mid Rails on Panels 5' and Higher
- ◆ 2" x 3 1/2" Bottom Rail With Aluminum
- ◆ 7/8" x 3" Pickets Spaced 1" Apart



## MANCHESTER

- ◆ 2" x 3 1/2" Top Rail
- ◆ 2" x 3 1/2" Mid Rail on Panels 5' and Higher
- ◆ 2" x 6" Bottom Rail With Aluminum
- ◆ 1 1/2" x 5 1/2" Boards Spaced 1" Apart



## KENSINGTON

- ◆ 2" x 3 1/2" Top Rail
- ◆ 2" x 3 1/2" Mid Rails on Panels 5' and Higher
- ◆ 2" x 3 1/2" Bottom Rail With Aluminum
- ◆ 7/8" x 6" Pickets Alternating with 7/8" x 1 1/2" Pickets Spaced 2" Apart



## WINDJAMMER

- ◆ 2" x 3 1/2" Top Rail
- ◆ 2" x 3 1/2" Bottom Rail With Aluminum
- ◆ 1 1/2" x 1 1/2" Vertical Support Picket
- ◆ 7/8" x 3" Horizontal Pickets Spaced 1" Apart



# SQUARE PICKET

## COHASSET

- ◆ 2" x 3 1/2" Top Rail
- ◆ 2" x 6" Bottom Rail With Aluminum
- ◆ 1 1/2" x 1 1/2" Pickets Spaced 2" Apart
- ◆ Available Straight, Scalloped, Stepped, or Arched



COHASSET STRAIGHT



COHASSET SCALLOPED



COHASSET STEPPED



COHASSET ARCHED

## COHASSET 3 RAIL T-TOP

- ◆ T-Rail Top Rail
- ◆ 2" x 3 1/2" Mid Rail
- ◆ 2" x 6" bottom Rail with Aluminum
- ◆ 1 1/2" x 1 1/2" Pickets Spaced 2" Apart
- ◆ Also Available Without Mid Rail As The Cohasset 2 Rail T-Top



## COHASSET 3 RAIL SOLID TOP

- ◆ 2" x 3 1/2" Top Rail
- ◆ 2" x 3 1/2" Mid Rail
- ◆ 2" x 6" bottom Rail with Aluminum
- ◆ 1 1/2" x 1 1/2" Pickets Spaced 2" Apart
- ◆ Also Available Without Mid Rail As The Cohasset 2 Rail Solid Top



## BEDFORD

- ◆ 2" x 3 1/2" Top Rail
- ◆ 2" x 3 1/2" Mid Rail
- ◆ 2" x 6" bottom Rail w/ Aluminum
- ◆ 1 1/2" x 1 1/2" Pickets Spaced 2" Apart on Top & 1/2" on Bottom



## BRIDGEWATER

- ◆ Maxwell Top Rail
- ◆ 2" x 6" bottom Rail w/ Aluminum
- ◆ 1 1/2" x 1 1/2" Pickets Spaced Approximately 2" Apart



## LINCOLNSHIRE

- ◆ 3 1/2" x 3 1/2" Top Rail
- ◆ 2" x 3 1/2" Mid Rail Rotated 90°
- ◆ 3 1/2" x 3 1/2" Bottom Rail with aluminum
- ◆ 1 1/2" x 1 1/2" Pickets Rotated 45° & Spaced 2" Apart





# WIDE PICKET

## MONTVALE

- ◆ 2" x 3 1/2" Top Rail
- ◆ 2" x 6" Bottom Rail With Aluminum
- ◆ 7/8" x 3" Pickets Spaced 2" Apart ( Also Available with 3")

- ◆ Available with Dog-Ear or Pointed Picket Caps
- ◆ Available Straight, Scalloped, or Arched



MONTVALE STRAIGHT



MONTVALE SCALLOPED



MONTVALE ARCHED

## MONTVALE 3 RAIL T-TOP

- ◆ T- Rail Top Rail
- ◆ 2" x 3 1/2" Mid Rail
- ◆ 2" x 6" Bottom Rail With Aluminum
- ◆ 7/8" x 3" Pickets Spaced 2" Apart
- ◆ Also Available Without Mid Rail as the Montvale 2 Rail T-Top



## BARRINGTON

- ◆ 1" x 2" Cap Strip
- ◆ 2" x 3 1/2" Mid Rail
- ◆ 2" x 6" Bottom Rail With Aluminum

- ◆ 7/8" x 3" Pickets Spaced 2" Apart
- ◆ Available Straight or Scalloped



BARRINGTON STRAIGHT



BARRINGTON SCALLOPED



# ALTERNATE PICKET STYLES

## MALIBU

- ◆ 2" x 3 1/2" Top Rail
- ◆ 2" x 3 1/2" Mid Rail on Panels 5' or Higher
- ◆ 2" x 3 1/2" Bottom Rail With Aluminum
- ◆ 1" x 2" Pickets Spaced 2" Apart



## BREWSTER

- ◆ 2" x 3 1/2" Top Rail
- ◆ 2" x 3 1/2" Mid Rail on Panels 5' or Higher
- ◆ 2" x 3 1/2" Bottom Rail With Aluminum 7/8" x 3" Pickets Alternating With 7/8" x 1 1/2" Pickets Spaced 2" Apart



## OPTIONAL SWEEPS & CURVES

Most Picket Panels Are Available With An Optional Slope.  
Please Call To confirm Availability





# LATTICE PANELS




## POST & RAIL



**2 Rail Ranch (2x6)**



**2 Rail Diamond**



**Crossbuck**



**Alternating Rail**



# LAMP & MAILBOX POSTS

Lamp posts are 9' tall for 2' in the ground. Mailbox posts are 7' tall allowing for 2' in the ground.  
Custom designs and fluting are available




**8 x 8**



**5 x 5 w/  
6.5 x 6.5 base**



**5 x 5 w/ collar**



**5 x 5**



**4 x 4 w/  
5 x 5 base**



**5 x 5**



**5 x 5 w/  
6.5 x 6.5 base**



**4 x 4 w/  
5 x 5 base**

## STANDARD ARBORS (CUSTOM ARBORS ALSO AVAILABLE)




ENGLISH LATTICE (WINGS OPTIONAL)



LATTICE SIDE  
(DIAGONAL OR SQUARE)



LATTICE & BALUSTER SIDES  
(DIAGONAL OR SQUARE)



PERGOLA TOPPED  
(DIAGONAL OR SQUARE)



# PERGOLAS

CUSTOM FABRICATED TO MEET YOUR INDIVIDUAL NEEDS  
& MAKE YOUR PROJECT UNIQUE!!





All of our railings come with aluminum in both the top and bottom rail for product durability & safety

## SQUARE BALUSTERS



## BLACK BALUSTERS



## GLASS BALUSTERS



## CELLULAR VINYL INSERTS





# POST CAPS



**FLAT**



**NEW ENGLAND**



**FEDERATION**



**GOTHIC**



**BALL**



**INT. FLAT**

## SOLAR POST CAP & WEDGE LIGHTS



**Available in:**

White ♦ Black ♦ Copper  
Stainless ♦ Almond

## SHOWER ENCLOSURES



**Available in  
different sizes  
and colors!**



# COLOR OPTIONS

## COLORS



## STREAKING



## EMBOSSING



## STREAKING & EMBOSSING




## ESTATE WALNUT



## BLACK

Only Available in Privacy, Diamond Rail & Ranch Rail







**Have a New England Vinyl Fence installed in your yard today!  
Covered with a limited lifetime warranty!!**

**YOUR NEW ENGLAND VINYL FENCE & DECKING DEALER IS:**



333 SW Cutoff  
Worcester, MA 01604  
P: 508-753-8581  
E: [millerfence@millerfence.com](mailto:millerfence@millerfence.com)