



Architect, Designer & Builder

INNOVATIVE FIREPLACE SOLUTIONS



regency-fire.com/professionals





Why Choose Regency?

At Regency Fireplace Products, we understand that every project is unique, and every detail matters. That's why we have been the trusted choice for architects, builders, and designers for over 45 years.

Here's why you should choose Regency for your next construction or renovation project:

UNRIVALED QUALITY

Our commitment to excellence in design, craftsmanship, and functionality ensures that our products stand the test of time, providing both beauty and performance.

INNOVATIVE TECHNOLOGY

We leverage cutting-edge technology to create fireplaces that not only enhance the aesthetics of a space but also offer unmatched efficiency and environmental sustainability.

DIVERSE RANGE OF OPTIONS

Whether your design calls for a dramatic wood-burning fireplace or a sleek, modern gas fireplace, we offer a wide range of styles and configurations to suit any project's needs.

EXCEPTIONAL CUSTOMER SUPPORT

Our dedicated team is here to assist you every step of the way, from product selection to installation and beyond. We pride ourselves on providing personalized service and expert guidance to ensure your project's success.

How We Help Professionals

At Regency, we understand the challenges that architects, builders, and designers face when specifying fireplace products for their projects. That's why we go above and beyond to support professionals like you in every aspect of your work:

STREAMLINED PROCESS

Our efficient ordering and delivery process ensures that projects stay on schedule, minimizing delays and maximizing productivity. We understand the importance of meeting deadlines and strive to make the process as smooth and seamless as possible.

EDUCATIONAL RESOURCES

Earn CEU credits with our variety of educational resources through our partnership with AEC (Architecture, Engineering, and Construction) Daily and the AIA (American Institute of Architects). We help the professional community grow their knowledge and expertise through our tailored seminars both online and through lunch and learning opportunities.



TECHNICAL EXPERTISE

Our team of technical experts is available to provide support and guidance throughout the project lifecycle. Whether you need assistance with product specifications, installation instructions, or troubleshooting, we're here to help. Submit your plans for review for a quick turn-around time and helpful suggestions to ensure your project goes smoothly.

ARCHITECT AND SPECIFICATION LIBRARIES

We collaborate with leading design associations to provide seamless 3-part specifications and offer a robust library of BIM files, ensuring our products integrate effortlessly into design and construction workflows. By actively participating in trade and design shows, we stay connected with industry professionals and trends, making our product information readily accessible, accurate, and up to date.



INSIDE SALES TEAM

Our inside sales team is dedicated to helping professionals like you by reviewing plans and working closely with you to ensure that your fireplace specifications meet your project requirements. We understand the importance of getting every detail right and are committed to providing the support you need to achieve your vision.





G600C with driftwood logs





Our Resources

At Regency, we believe in providing architects, builders, and designers with the resources they need to succeed. Explore our dedicated resources for professionals:

1

FOR BUILDERS

Visit our builder's portal to access product specifications, installation guides, and project galleries. Whether you're working on a residential development or a commercial project, we have the tools and resources you need to bring your vision to life.

2

FOR DESIGNERS

Discover inspiration and tools tailored for designers, including design trends, case studies, and visual resources. Whether you're designing a luxury home or a boutique hotel, we have the resources you need to create breathtaking spaces. Contact us if you are interested in becoming a part of our Designer Showcase.

3

FOR ARCHITECTS

Access comprehensive resources for architects, including CAD drawings, technical data, and design specifications. Whether you're designing a new building or renovating an existing space, our resources can help you bring your vision to life.

4

DIGITAL TOOLKIT

Explore our digital toolkit, featuring high-quality images, brochures, and videos to enhance your presentations and proposals. Our digital toolkit makes it easy to use Regency Products to inspire your clients.

5

BIM FILES

Simplify your design process with our BIM files, providing accurate 3D models and data for seamless integration into your projects. Our BIM files save you time and effort, allowing you to focus on what you do best – creating stunning spaces. Files are available on our website or directly in leading BIM libraries for your software.

Explore all our Resources : regency-fire.com/professionals



Commercial Use

Our products are ideal for commercial applications, offering unparalleled design flexibility. With advanced technologies like our patented Cool Wall System™ and Power Venting, you can unleash your creativity and craft unique, statement-making finishes. Plus, our systems accommodate long vent runs, making it easy to exhaust outside of large buildings.

City Series Gas Fireplaces and our Grandview G1200 offer the XL fireplace experience and the flexibility needed for commercial projects - particularly well suited for hotels, restaurants and condominium shared spaces.

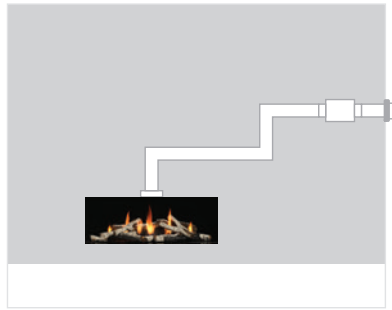
Technologies

Flexible Venting Options

Regency's Power Vent systems have longer vertical and horizontal vents. Due to this functionality, designers and architects are able to craft applications with freedom and unparalleled flexibility.



Inline Power Vent system shown vertical vent run



Inline Power Vent system shown horizontal vent run



End of line flush horizontal Power Vent system shown in a negative vent run

INLINE POWER VENT SYSTEM

- Allows for both vertical and horizontal termination (horizontal terminations can use Regency's AstroCap)
- Vent runs up to 72 ft. (rigid pipe approved for up to 72 ft. & flex pipe approved for up to 40 ft.)
- Use up to six 90° elbows or twelve 45° elbows
- Use flex vent or rigid pipe
- Access panel required for servicing inline Power Vent



Cool Wall System™

Our patented Cool Wall System™ helps maintain the perfect wall surface temperature around the fireplace. The floating glass safety barrier draws in cool air which is split between the heat exchanger and the inside wall surface. Within the heat exchanger, the air is heated and then directed out the back of the fireplace.


Unlimited finishes.
No limits.
No restrictions.

Designed to maintain a cool wall to accommodate custom finishes right to the edge of your fireplace.
Complete your fireplace aesthetic with:

- Wood
- Marble
- Glass
- Metal
- Tile
- Fabric
- Wallpaper
- Textured Panel
- Embossed Panel
- Faux Stone



3D Wall Panel



Herringbone Wood Panel



Controllable Warmth

FLEXIBLE VENTING OPTIONS

Regency's patented Cool Wall System™ releases heat at ceiling level which helps evenly distribute the airflow throughout the living space. Through this natural convection of air, excessive radiant heat is reduced enabling users to enjoy the utmost comfort and lounge in the warmth of beautiful flames more often.

- Enjoy the flexibility to choose from 3 different chase vent solutions
- Release warmth into the room discreetly



Front



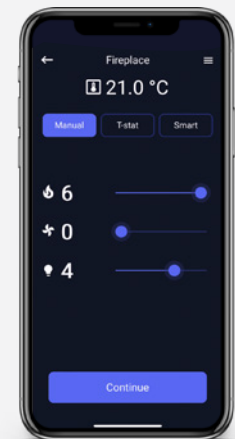
Side(s)



Top

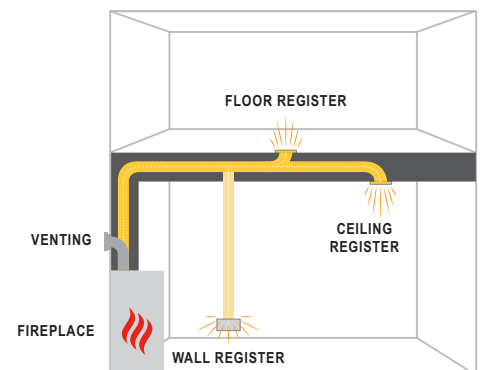
APP CONTROL

Put the power of flame directly in your hand. Our Proflame Connect Plus App allows precise regulation of the fireplace, turning it on/off, adjusting flame height, and setting temperature directly via smartphone. An optional Wi-Fi enabled module provides the ultimate fireplace control.



Heat Distribution Kit

Increase the effectiveness of your fireplace by dispersing warm air from the fireplace to remote locations in the same room or other rooms in your home by using the Heat Wave™ power duct system.





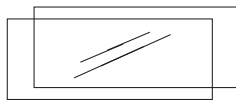
New York View 40 with birch logs and extended view panels

City Series

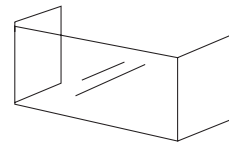
Linear Gas Fireplaces



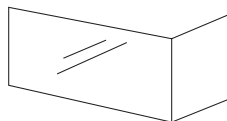
NEW YORK VIEW
Single Sided



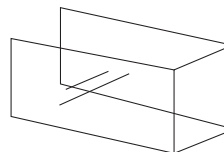
SEATTLE SEE-THROUGH
See-Through



SAN FRANCISCO BAY
Three Sided



CHICAGO CORNER
Corner Left or Right



SANTA MONICA PIER
Pier Left or Right

Features

Offering clean, uninterrupted viewing areas with stunning flame pictures, City Series creates an impactful statement in any room. Take your design to the edge with the freedom to finish with any material, right up to the firebox perimeter - from wood to wallpaper and everything in between!

Safely hang a TV or artwork directly above the fire and enjoy for hours with Cool Wall System's™ ductless heat dispersion which allows heat to be released at the ceiling and gradually warm the room.

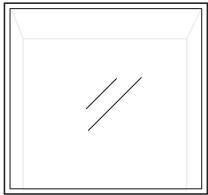
- Clean uninterrupted view of the fire
- Dual-glass invisible safety barrier
- Standard interior lights to accentuate the fire
- Organic & contemporary firebed options
- TV & artwork friendly
- Maximum comfort with Cool Wall System's™ heat dispersion
- No noisy fans or expensive chase ducting required



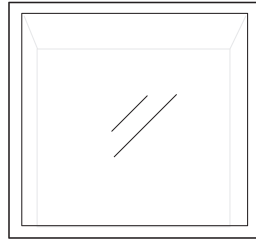
Chicago Corner 60 with crystals

Grandview Gas Fireplaces

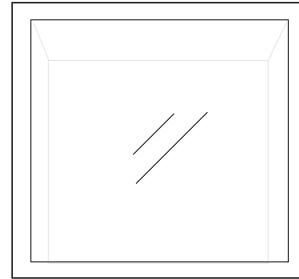
Traditional Gas Fireplaces



MEDIUM (G600)



LARGE (G800)



EXTRA LARGE
(G1200)





G600EC shown with birch log set and reflective enamel inner panels



Features

Traditional fireplaces with modern technology. The Grandview series brings all the beauty and warmth of a traditional fireplace but offers all the benefits of modern technology. Finish in any material with optional Cool Wall System™ and hang TV's and artwork safely above the fireplace.

- Mix & match accessories for 100's of different looks
- Largest viewing area in its class
- Clean Front or Traditional Design
- Cool Wall System™ allows for any finishing material right to the edge of the fireplace
- TV & artwork friendly
- Rear or top vent for versatile installations

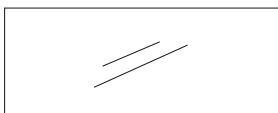


Onyx EX110 with a split oak log set, installed as a two-sided corner fireplace

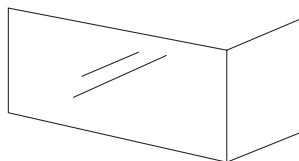
Onyx Series

Premium Electric Fireplaces

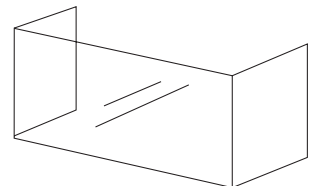
The Onyx line delivers on a new definition of electric fire innovation. The finest crisp flame visuals appear to dance and soar between true-to-life log sets, dynamically lit from all angles for absolute immersion. But the Onyx is far more than an electric fire. Layer upon layer of visual technology weaves a palette of captivating lighting effects, which can be adjusted to transform any living space. The result? An ethereal experience tailored to every mood that will leave you in awe.



LINEAR
One Sided



CORNER
Two Sided



BAY
Three Sided

Features



- Elevate any living space with a luxurious 17" glass viewing height
- 1-Sided Linear, 2-Sided Corner, or 3-Sided Bay installation options
- Programmable app control on iOS and Android devices
- Life-like glowing ember bed with an artfully crafted oak log set & ember media (included)
- A 5,000 BTU electric heater paired with a blower to heat your home efficiently & sustainably
- Chromalight® Plus Designer LED System
- Thermostatic remote control (included) can be used to set a timer and adjust to your desired temperature



Onyx EX150 with a split oak log set, installed as a three-sided fireplace

Outdoor Gas Fireplaces

Design your own outdoor fireplace

Enjoy the drama of beautiful wide-angle flames or the cozy atmosphere of a traditional fire, but outdoors. Customizable burners, see-through linear models, and traditional design options offer versatile alternatives for elegant outdoor living spaces. Create flexible living and outdoor rooms to meet the unique needs of your customers with Regency's lineup of outdoor gas fireplaces.



G1200 shown with driftwood



HZO60 shown in single-sided application

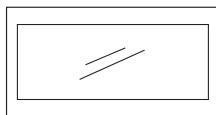
Features

Enjoy all the benefits of the Grandview series with an outdoor conversion kit. Create stunning fire features with our collection of burners, or build see-through outdoor fireplaces with our linear range - the possibilities are endless. Build outdoor spaces your clients will love and extend patio season with our full range of outdoor products.



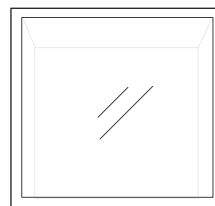
BURNERS

The Regency Plateau Outdoor Burner is as limitless as it is beautiful, with many design possibilities. This linear burner can be installed end to end & matched with our other burners to create various lengths: 30", 60", 80", or 100"



OUTDOOR FIREPLACES

Regency's outdoor fireplace extends living spaces and adds to the enjoyment of the patio. Choose from single sided or see-through models and the option of either clean edge installation or use of a decorative surround. Add a manufactured framing kit to make install a breeze.



GRANDVIEW OUTDOOR

Add the flexibility and beauty of the Grandview series to outdoor living spaces - featuring mix & match accessories, Cool Wall System™, & same TV-friendly clearances. Elevate your outdoor spaces with the Grandview series outdoors.

5 FULL SERVICE DISTRIBUTION CENTERS

1 CANADA-WEST

6988 Venture St.
Delta, BC V4G 1H4
Toll Free: (866) 946-5155

2 CANADA-EAST

425 Hanlon Creek Blvd. Guelph,
ON N1C 0A1
Toll Free: (800) 273-4362

3 NORTHWEST

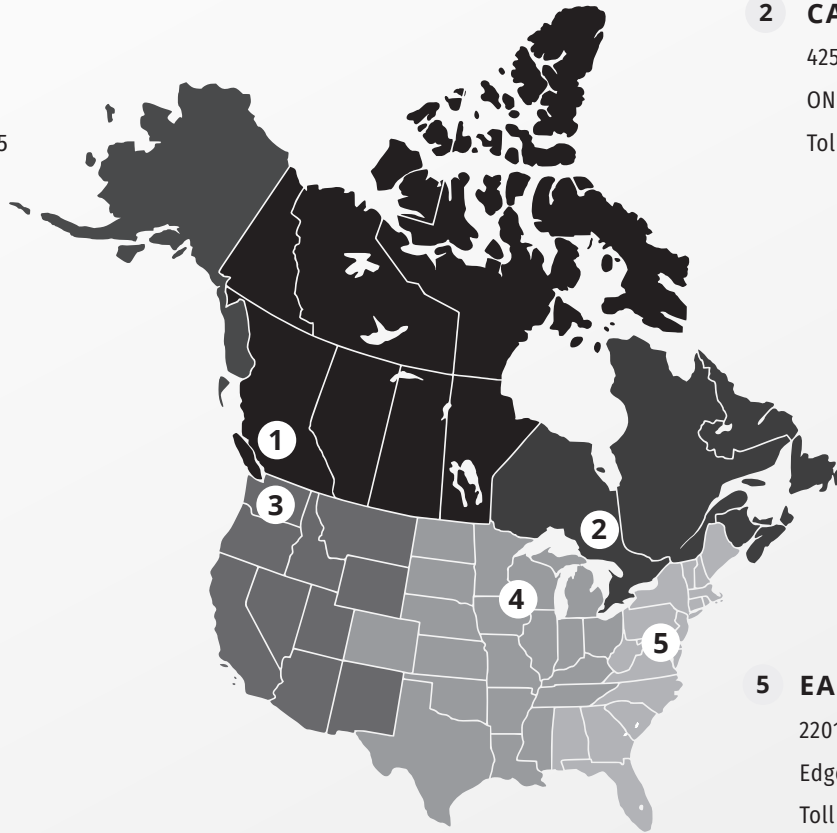
20055 NE San Rafael St
Portland, OR 97230
Toll Free: (877) 503-2467

4 CENTRAL

1710 Afton Road
Sycamore, IL 60178
Toll Free: (888) 355-2501

5 EAST

2201B Lakeside Blvd.
Edgewood, MD 21040
Toll Free: (800) 569-4635



PROHELP@REGENCY-FIRE.COM

Ready when you need it! With over 2,000 dealers to serve you and 5 dedicated fulfillment centers throughout North America, we can get you the right products at the right time for your project. For inquiries and assistance, please contact our dedicated professionals at **prohelp@regency-fire.com**. Visit our website for more information: **regency-fire.com/professionals**

 **REGENCY®**
regency-fire.com